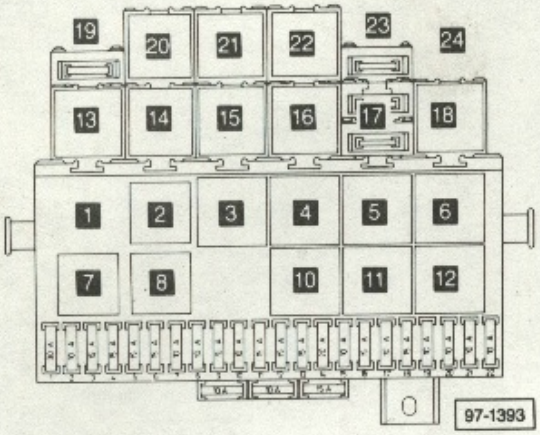

Fuse arrangement

according to numbers on fuse panel as seen from left to right:

		Amp.
1	Radiator fan	30
2	Stop lites	10
3	Cigarette lighter, radio, clock, interior lites, central locking system	15
4	Emergency flasher system	15
5	Electric fan pump	15
6	Open	
7	Tail, parking and side marker lites, left	10
8	Tail, parking and side marker lites, right	10
9	High beam right, high beam indicator lite	10
10	High beam left	10
11	Wind. wipers and washer	15
12	Open	
13	Rear window defogger, heated rear view mirror	15
14	Fresh air fan, glove compartment lite	20
15	Back-up lites, shift console lite (Auto. Transmission)	10
16	Horn	15
17	Open	
18	Seat belt warning lite	15
19	Turn signals, brake warning lite	10
20	License plate lites	10
21	Low beam left	10
22	Low beam right	10

Separate fuses above fuse panel

13	Power windows	30
17	A/C	30

Relay locations on fuse/relay panel

1 — Open
2 — Fuel pump
3 — Seat belt warning system
4 — Upshift indicator
5 — A/C relay
6 — Dual horn
7 — Open
8 — Load reduction
10 — Intermittent wiper
11 — Rear wiper/washer
12 — Emergency/turn signal
13 — Power window relay
14 — Hot pulse relay
15 — Fuel inj. power supply relay
16 — Idle stabilizer relay
17 — A/C Thermofuse
18 — Open

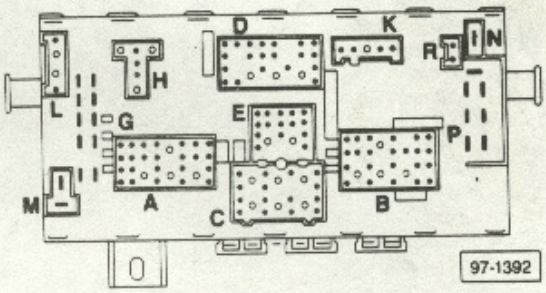

Connections and plugs on fuse/relay panel

A — For dashboard wiring harness (blue)
B — For dashboard wiring harness (red)
C — Engine compartment wiring harness, left (yellow)
D — Engine compartment wiring harness, right (white)
E — Rear wiring harness (black)
G — Single connector
H — Air conditioner (brown)
K — Seat belt warning system (colorless)
L — Headlite/terminal 56, dimmer switch/terminal 56b (black)
N — Open position
P — Single connector/terminal 30
R — Open position

Description	Current track
2-way idle speed boost valve	14
Alternator	1,2
Alternator warning lite	42
Auxiliary air regulator	25
Back-up lite switch	102
Back-up lite, left	101
Back-up lite, right	100
Battery	3
Brake and parking brake indicator lite	65
Brake fluid level warning contact	66
Brake lite switch	112
Brake lite, left	113
Brake lite, right	114
Cigarette lighter lite	72
Clock lite	48
Cold start valve	29
Control pressure regulator	26
Coolant overheat warning lite	46
Coolant temperature gauge	45
Coolant temperature sending unit	55
Digital clock	47
Door contact switch, left front	60,61
Door contact switch, right front	59
Emergency flasher relay	104,105
Emergency flasher switch	103-107
Emergency flasher warning lite	107
Engine oil pressure control unit	38,39
Engine oil pressure gauge	78,79
Engine oil pressure gauge lite	80
Engine oil pressure sensor	78
Engine oil pressure switch (0.3 bar)	53
Engine oil pressure switch (1.8 bar)	54
Engine oil pressure warning lite	40
Engine oil temperature gauge	75,76
Engine oil temperature gauge lite	77
Engine oil temperature sensor	75
Fresh air blower series resistance	116,117
Fresh air control lever lite	71
Fresh air fan	118
Fresh air fan switch	116-118
Fuel enrichment switch	15
Fuel gauge	44
Fuel gauge sending unit	23
Fuel injection power supply relay	17-19
Fuel pump	22
Fuel pump relay	19-21
Hall generator	7,8
Headlite dimmer/flasher switch	86,87
Headlite high beam warning lite	41
Headlite switch lite	115
Headlite, left	88,91
Headlite, right	89,92
High-beam headlite, left	90
High-beam headlite, right	93
Hi-mounted brake lite	112
Horn button	131
Horn relay	128-130
Horns	125,126
Hot pulse relay	30,31

Description	Current track
Idle boost control unit	13,14
Ignition coil	9-12
Ignition control unit	6-10
Ignition distributor	10-12
Ignition/starter switch	32-34
Instrument panel lite	49
Instrument panel lite dimmer switch	70
Interior lite, front	58,59
License plate lite	83,84
Lite switch	67-70
Load reduction relay	67-69
Luggage compartment lite	85
Luggage compartment lite switch	85
OXS control unit	15-18
OXS Elapsed mileage counter	51,52
OXS elapsed mileage indicator	50
OXS frequency valve	18
OXS thermoswitch	16
Oxygen sensor	17
Parking brake warning lite switch	64
Parking lite, left	98
Parking lite, right	95
Radiator cooling fan	132
Radiator cooling fan thermoswitch	132
Rear window defogger indicator lite	134
Rear window defogger switch	133-135
Rear window defogger switch lite	133
Rear window heater element	136
Refrigerator 12V connector	74
Safety belt switch, left	62
Seat belt warning lite	63
Seat belt warning relay	61-63
Sidemarker lites, front	94,99
Spark plug connectors	10-12
Spark plugs	10-12
Starter	4,5
Tachometer	37
Tail lite, left	97
Tail lite, right	96
Thermo time switch	27,28
Transfer fuel pump	24
Turn signal indicator lite	43
Turn signal lite, left front	108
Turn signal lite, left rear	109
Turn signal lite, right front	110
Turn signal lite, right rear	111
Turn signal switch	105
Up-shift Indicator lite	36
Up-shift indicator control unit	36-38
Upshift switch, transmission	56
Upshift switch, vacuum	57
Voltage regulator	1,2
Voltage stabilizer	44
Voltmeter	81
Voltmeter lite	82
Washer/wiper intermittent relay	122,123
Windshield washer pump	124

Decription	Current track
Windshield wiper motor	120,121
Windshield-wiper intermittent switch	122,123

Wire connectors

T1a — single, near battery
T1b — single, behind relay panel plate
T1c — single, near ignition coil
T1d — single, near brake booster
T1f — single, behind relay panel plate
T1g — single, under fuse/relay panel
T1h — single, under fuse/relay panel
T1i — single, behind dash, center
T1k — single, under fuse/relay panel
T1l — single, under fuse/relay panel
T1m — single, under fuse/relay panel
T1n — single, in luggage compartment, left
T1p — single, near right headlight
T1q — single, near right headlight
T1r — single, near left headlight
T1s — single, in luggage compartment, left

T2a — double, behind dash, right
T2b — double, under fuse/relay panel
T2c — double, near ignition coil
T2d — double, behind dash, center
T2e — double, in engine compartment, left
T2f — double, in eng. compart., left
T2g — double, in eng. compart., left
T2h — double, in eng. compart., left
T2k — double, behind relay panel plate
T2l — double, in rear decklid, left
T2m — double, in engine compartment, left

T3a — three-point, under fuse/relay panel
T3b — three-point, behind dash, center
T3c — three-point, under inst. panel middle
T3d — three-point, near right headlight
T3e — three-point, near left headlight

T6 — 6 point, on instrument cluster

Ground connections

(24) — on cold starting valve
(30) — beside relay plate
(42) — beside steering column
(50) — luggage compartment, left
(51) — luggage compartment, right
(81) — in dashboard wiring harness
(82) — -1- in wiring harness, front/left
(108) — -2- in wiring harness, front/left

Plus connections

(A4) — (58b), in dashboard wiring harness

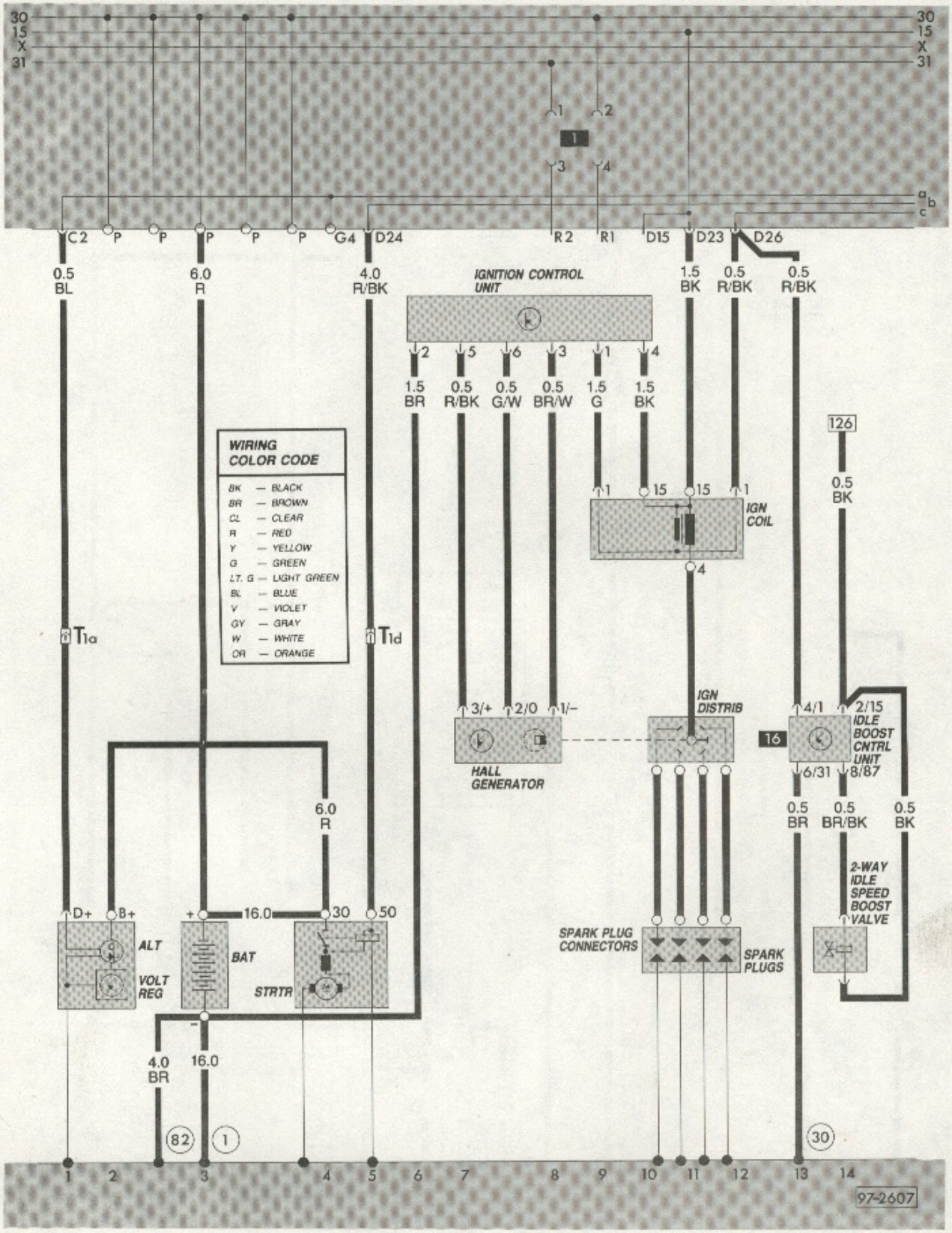
30
15
X
31
1
2
3
4
a
b
c
C2
P
P
P
P
P
G4
D24
R2
R1
D15
D23
D26
0.5
BL
6.0
R
4.0
R/BK
IGNITION CONTROL UNIT
1.5
BK
0.5
R/BK
0.5
R/BK
2
5
6
3
1
4
1.5
BR
0.5
R/BK
0.5
G/W
0.5
BR/W
1.5
G
1.5
BK
126
0.5
BK
WIRING COLOR CODE
BK — BLACK
BR — BROWN
CL — CLEAR
R — RED
Y — YELLOW
G — GREEN
LT. G — LIGHT GREEN
BL — BLUE
V — VIOLET
GY — GRAY
W — WHITE
OR — ORANGE
1
15
15
1
IGN COIL
4
T1a
T1d
3/+
2/0
1/−
IGN DISTRIB
4/1
2/15
IDLE BOOST CNTRL UNIT
16
HALL GENERATOR
6/31
8/87
6.0
R
0.5
BR
0.5
BR/BK
0.5
BK
2-WAY IDLE SPEED BOOST VALVE
D+
B+
+
16.0
30
50
ALT
VOLT REG
BAT
STRTR
SPARK PLUG CONNECTORS
SPARK PLUGS
−
4.0
BR
16.0
82
1
30
1
2
3
4
5
6
7
8
9
10
11
12
13
14
97-2607

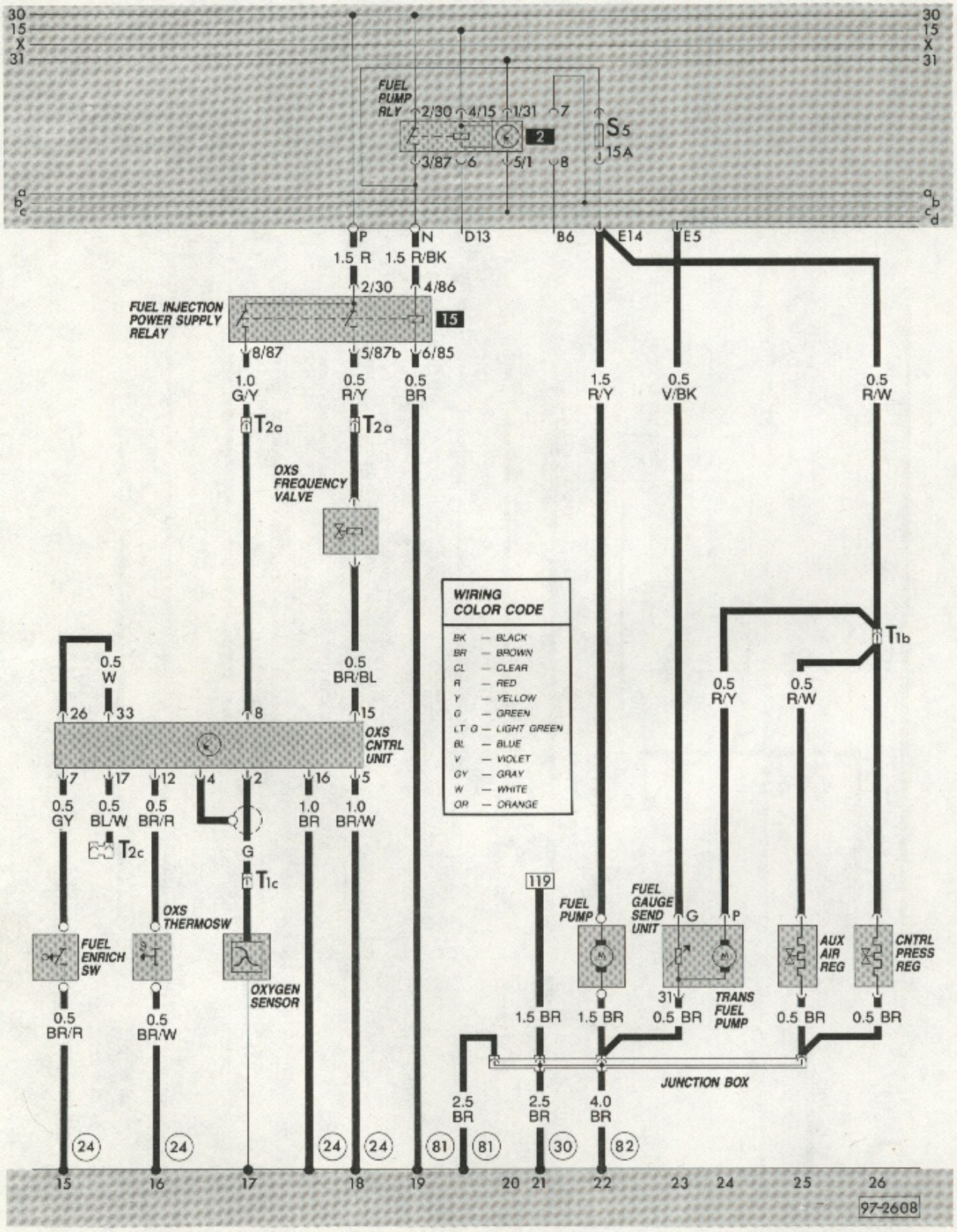
30
15
X
31
FUEL PUMP RLY
2/30
4/15
1/31
7
2
S5
15A
3/87
6
5/1
8
P
N
D13
B6
E14
E5
1.5 R
1.5 R/BK
2/30
4/86
FUEL INJECTION POWER SUPPLY RELAY
15
8/87
5/87b
6/85
1.0 G/Y
0.5 R/Y
0.5 BR
1.5 R/Y
0.5 V/BK
0.5 R/W
T2a
T2a
OXS FREQUENCY VALVE
WIRING COLOR CODE
BK — BLACK
BR — BROWN
CL — CLEAR
R — RED
Y — YELLOW
G — GREEN
LT G — LIGHT GREEN
BL — BLUE
V — VIOLET
GY — GRAY
W — WHITE
OR — ORANGE
T1b
0.5 W
0.5 BR/BL
0.5 R/Y
0.5 R/W
26
33
8
15
OXS CNTRL UNIT
7
17
12
4
2
16
5
0.5 GY
0.5 BL/W
0.5 BR/R
1.0 BR
1.0 BR/W
T2c
G
T1c
119
FUEL PUMP
FUEL GAUGE SEND UNIT
G
P
OXS THERMOSW
FUEL ENRICH SW
OXYGEN SENSOR
AUX AIR REG
CNTRL PRESS REG
31
TRANS FUEL PUMP
0.5 BR/R
0.5 BR/W
1.5 BR
1.5 BR
0.5 BR
0.5 BR
0.5 BR
JUNCTION BOX
2.5 BR
2.5 BR
4.0 BR
24
24
24
24
81
81
30
82
15
16
17
18
19
20
21
22
23
24
25
26
97-2608

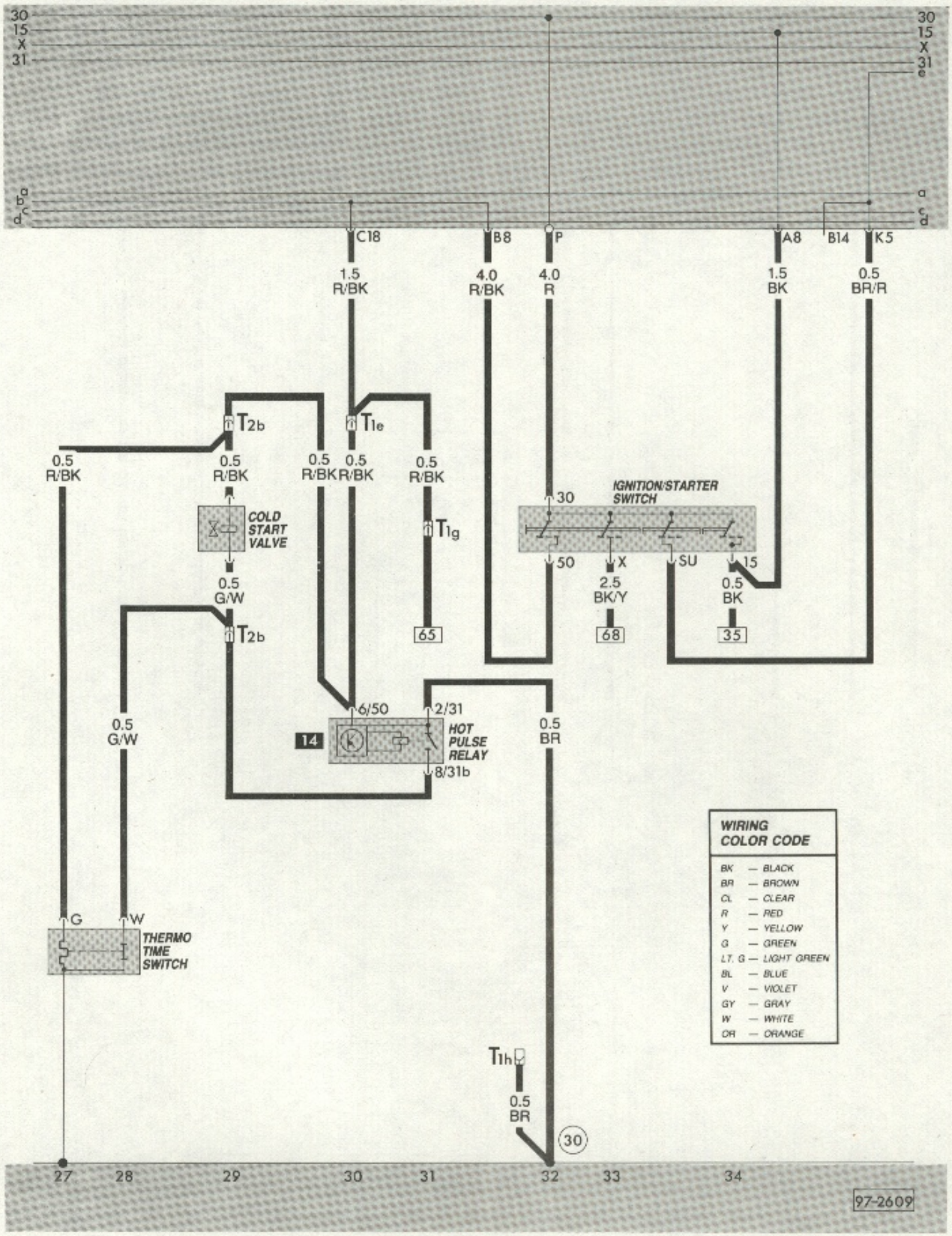
30
15
X
31
C18
B8
P
A8
B14
K5
1.5 R/BK
4.0 R/BK
4.0 R
1.5 BK
0.5 BR/R
T2b
T1e
0.5 R/BK
0.5 R/BK
0.5 R/BK
0.5 R/BK
0.5 R/BK
COLD START VALVE
0.5 G/W
T2b
T1g
65
IGNITION/STARTER SWITCH
30
50
X
SU
15
2.5 BK/Y
0.5 BK
68
35
0.5 G/W
6/50
2/31
14
HOT PULSE RELAY
8/31b
0.5 BR
G
W
THERMO TIME SWITCH
T1h
0.5 BR
30
27
28
29
30
31
32
33
34
97-2609
WIRING COLOR CODE
BK — BLACK
BR — BROWN
CL — CLEAR
R — RED
Y — YELLOW
G — GREEN
LT. G — LIGHT GREEN
BL — BLUE
V — VIOLET
GY — GRAY
W — WHITE
OR — ORANGE

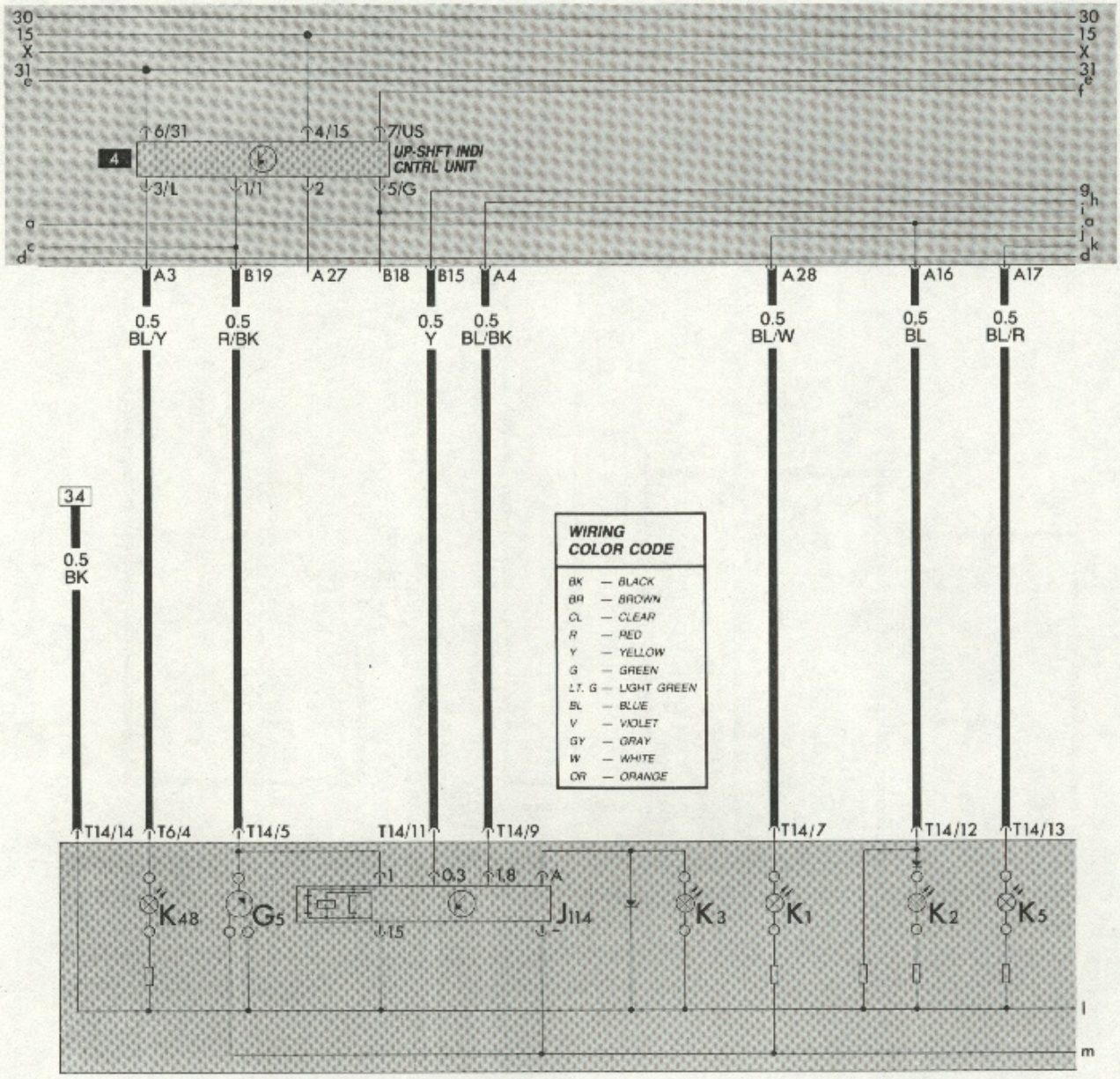

WIRING COLOR CODE

BK	— BLACK
BR	— BROWN
CL	— CLEAR
R	— RED
Y	— YELLOW
G	— GREEN
LT. G	— LIGHT GREEN
BL	— BLUE
V	— VIOLET
GY	— GRAY
W	— WHITE
OR	— ORANGE

G5 — TACHOMETER
J114 — ENGINE OIL PRESSURE CONTROL UNIT
K1 — HEADLITE HI-BEAM WARNING LITE
K2 — ALTERNATOR WARNING LITE
K3 — ENGINE OIL PRESSURE WARNING LITE
K5 — TURN SIGNAL INDICATOR LITE
K48 — UPSHIFT CONTROL LITE

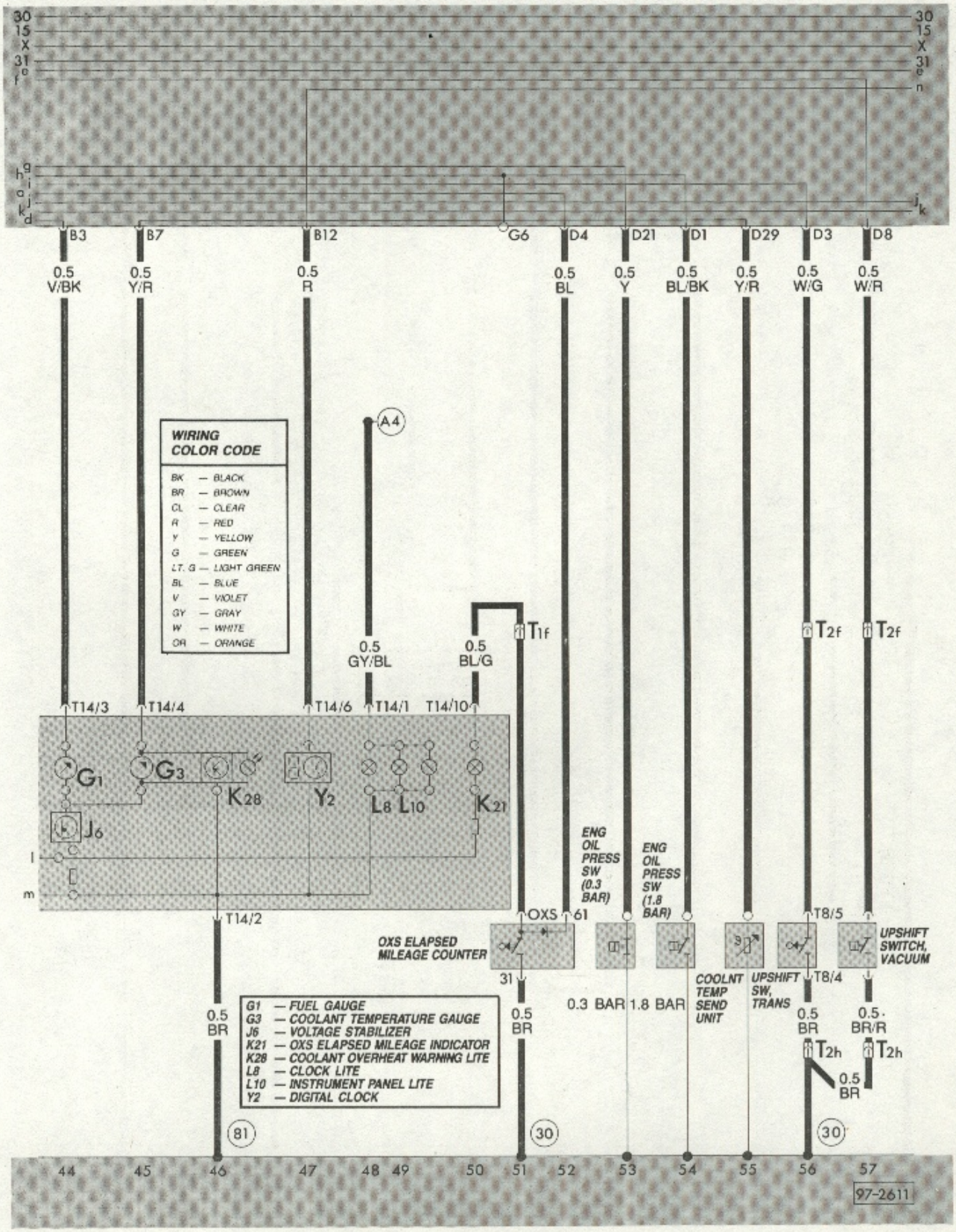
30
15
X
31
B3
B7
B12
G6
D4
D21
D1
D29
D3
D8
0.5 V/BK
0.5 Y/R
0.5 R
0.5 BL
0.5 Y
0.5 BL/BK
0.5 Y/R
0.5 W/G
0.5 W/R
WIRING COLOR CODE
BK — BLACK
BR — BROWN
CL — CLEAR
R — RED
Y — YELLOW
G — GREEN
LT. G — LIGHT GREEN
BL — BLUE
V — VIOLET
GY — GRAY
W — WHITE
OR — ORANGE
A4
0.5 GY/BL
0.5 BL/G
T1f
T2f
T14/3
T14/4
T14/6
T14/1
T14/10
G1
G3
K28
Y2
L8
L10
K21
J6
T14/2
ENG OIL PRESS SW (0.3 BAR)
ENG OIL PRESS SW (1.8 BAR)
OXS
61
T8/5
T8/4
OXS ELAPSED MILEAGE COUNTER
UPSHIFT SWITCH, VACUUM
31
0.3 BAR
1.8 BAR
COOLNT TEMP SEND UNIT
UPSHIFT SW, TRANS
0.5 BR
0.5 BR/R
T2h
0.5 BR
G1 — FUEL GAUGE
G3 — COOLANT TEMPERATURE GAUGE
J6 — VOLTAGE STABILIZER
K21 — OXS ELAPSED MILEAGE INDICATOR
K28 — COOLANT OVERHEAT WARNING LITE
L8 — CLOCK LITE
L10 — INSTRUMENT PANEL LITE
Y2 — DIGITAL CLOCK
81
30
44
45
46
47
48
49
50
51
52
53
54
55
56
57
97-2611

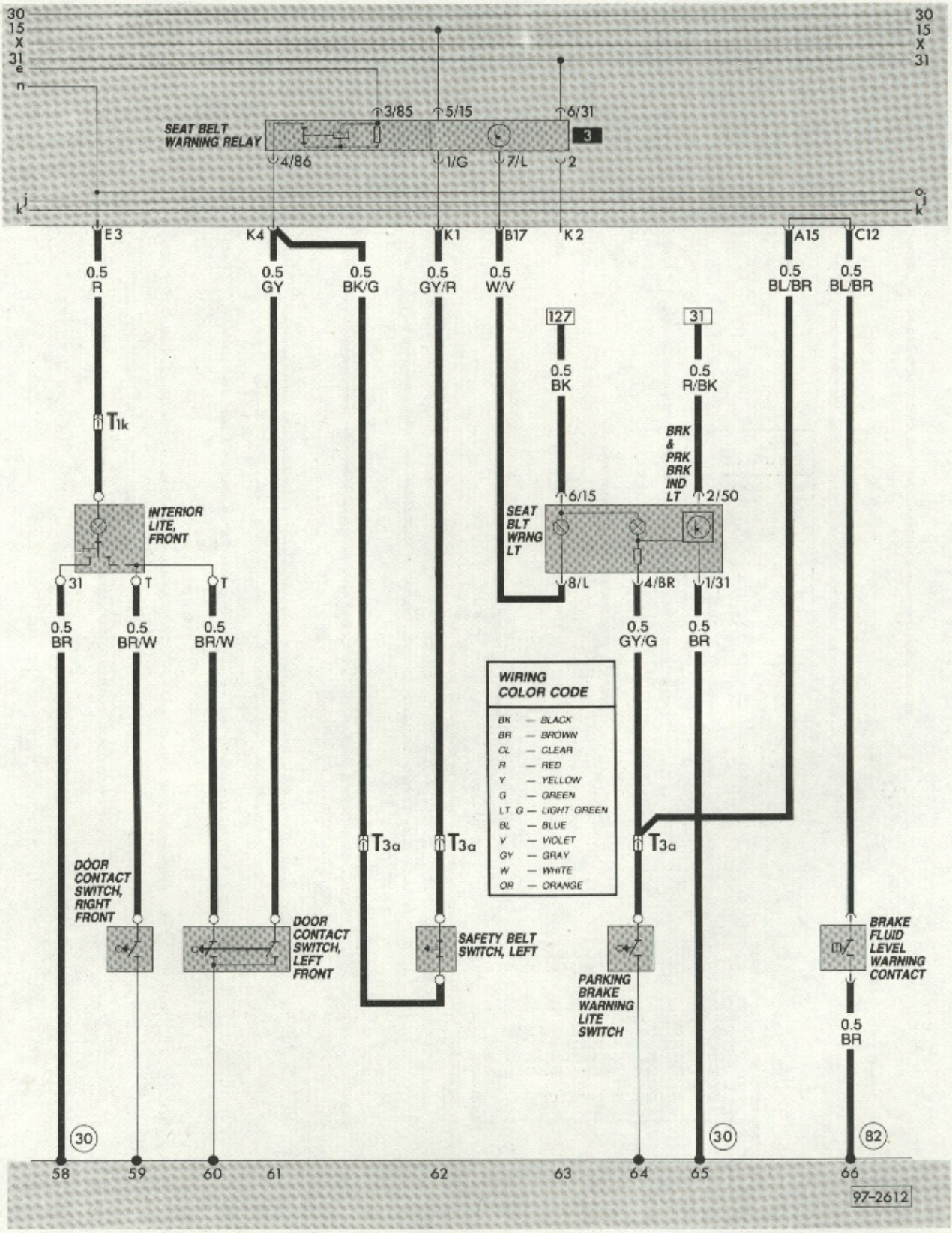
30
15
X
31
SEAT BELT WARNING RELAY
3/85
5/15
6/31
3
4/86
1/G
7/L
2
E3
K4
K1
B17
K2
A15
C12
0.5 R
0.5 GY
0.5 BK/G
0.5 GY/R
0.5 W/V
0.5 BL/BR
0.5 BL/BR
127
31
0.5 BK
0.5 R/BK
T1k
BRK & PRK BRK IND LT
6/15
2/50
SEAT BLT WRNG LT
8/L
4/BR
1/31
INTERIOR LITE, FRONT
31
T
T
0.5 BR
0.5 BR/W
0.5 BR/W
0.5 GY/G
0.5 BR
WIRING COLOR CODE
BK — BLACK
BR — BROWN
CL — CLEAR
R — RED
Y — YELLOW
G — GREEN
LT G — LIGHT GREEN
BL — BLUE
V — VIOLET
GY — GRAY
W — WHITE
OR — ORANGE
T3a
T3a
T3a
DOOR CONTACT SWITCH, RIGHT FRONT
DOOR CONTACT SWITCH, LEFT FRONT
SAFETY BELT SWITCH, LEFT
PARKING BRAKE WARNING LITE SWITCH
BRAKE FLUID LEVEL WARNING CONTACT
0.5 BR
30
30
82
58
59
60
61
62
63
64
65
66
97-2612

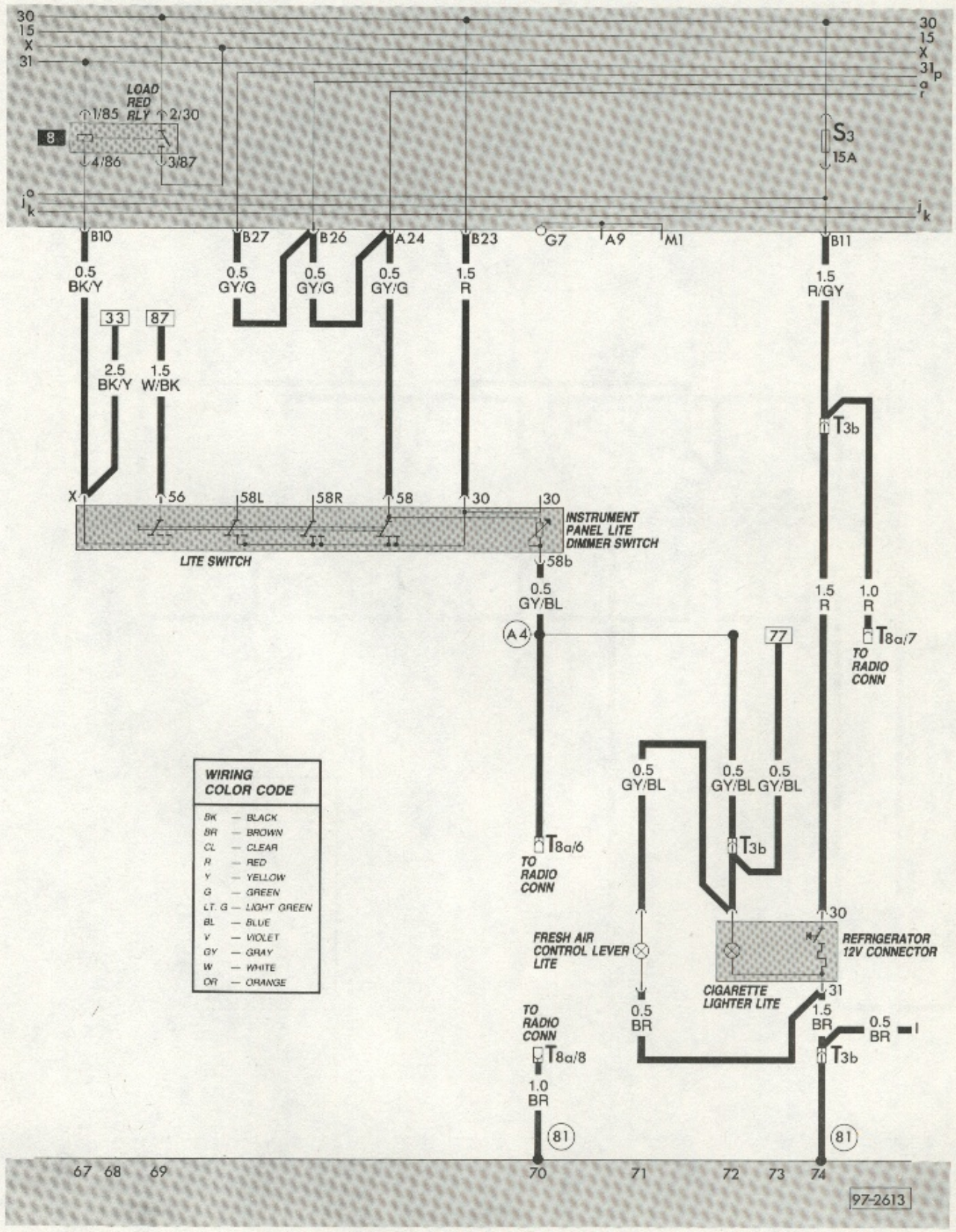

WIRING COLOR CODE

BK	— BLACK
BR	— BROWN
CL	— CLEAR
R	— RED
Y	— YELLOW
G	— GREEN
LT. G	— LIGHT GREEN
BL	— BLUE
V	— VIOLET
GY	— GRAY
W	— WHITE
OR	— ORANGE

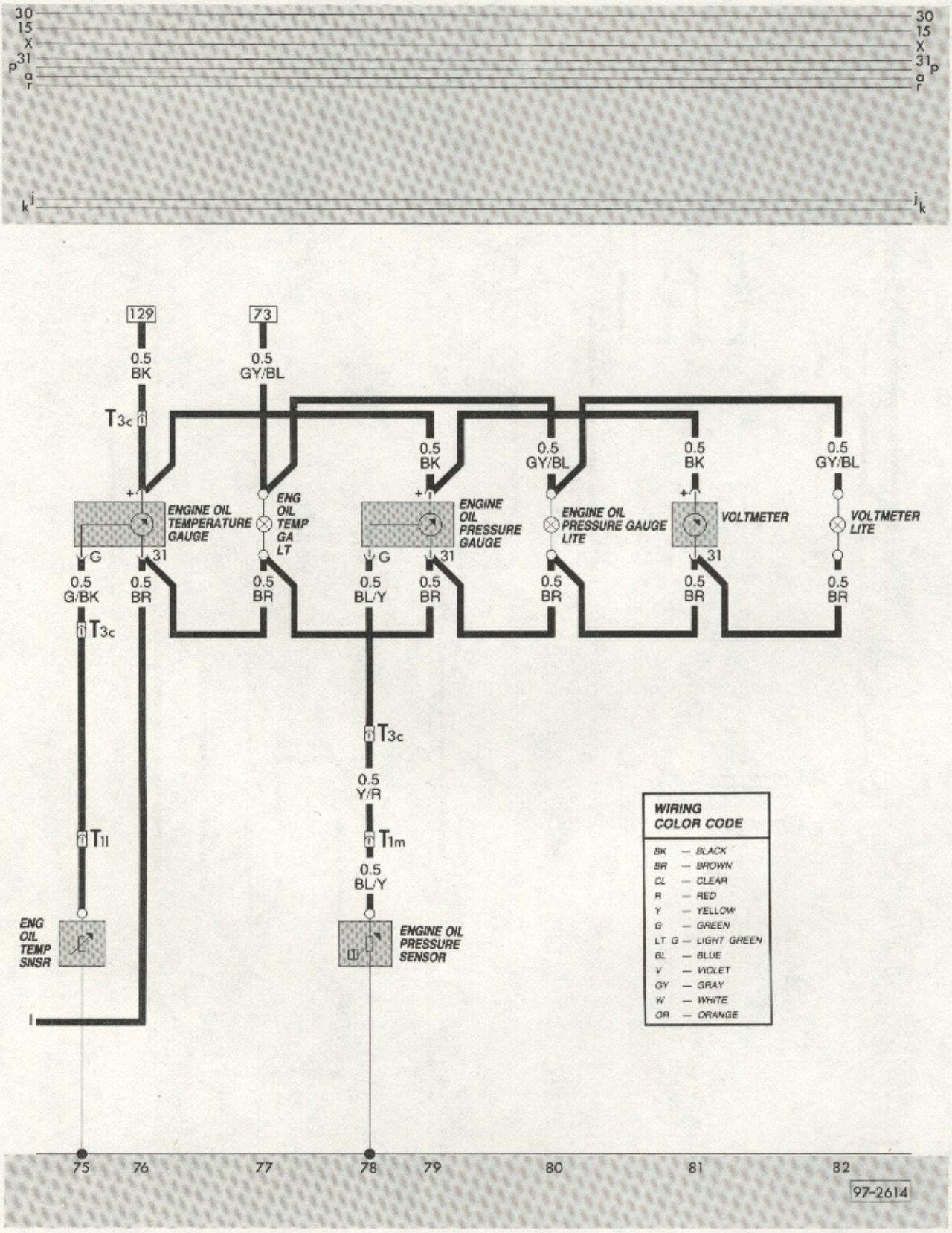
30
15
X
31
a
r
p
k
j
129
73
0.5 BK
0.5 GY/BL
T3c
ENGINE OIL TEMPERATURE GAUGE
ENG OIL TEMP GA LT
ENGINE OIL PRESSURE GAUGE
ENGINE OIL PRESSURE GAUGE LITE
VOLTMETER
VOLTMETER LITE
G
31
0.5 G/BK
0.5 BR
0.5 BL/Y
T11
T1m
0.5 Y/R
ENG OIL TEMP SNSR
ENGINE OIL PRESSURE SENSOR
WIRING COLOR CODE
BK — BLACK
BR — BROWN
CL — CLEAR
R — RED
Y — YELLOW
G — GREEN
LT G — LIGHT GREEN
BL — BLUE
V — VIOLET
GY — GRAY
W — WHITE
OR — ORANGE
75
76
77
78
79
80
81
82
97-2614

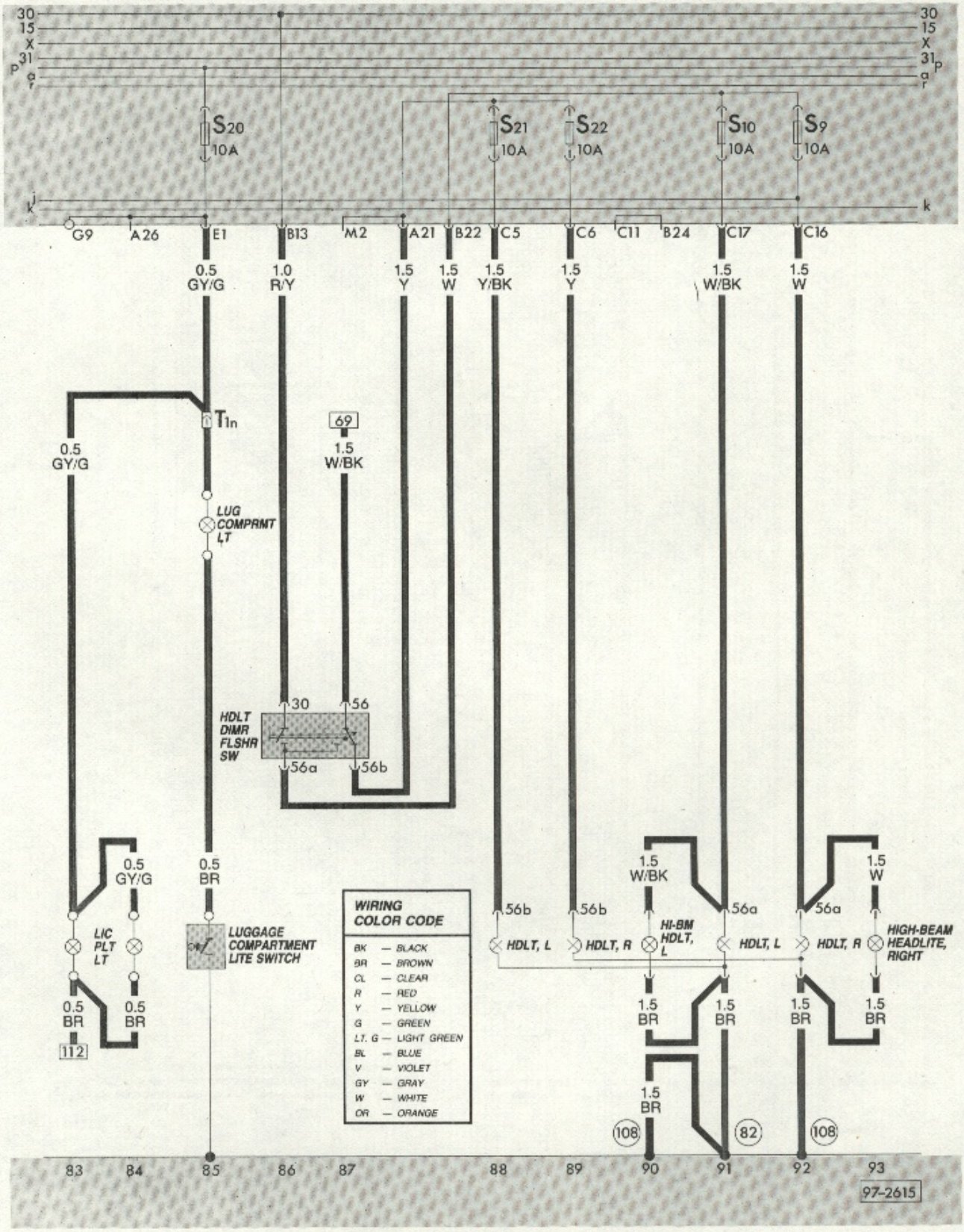
30
15
X
31
S20
10A
S21
10A
S22
10A
S10
10A
S9
10A
G9
A26
E1
B13
M2
A21
B22
C5
C6
C11
B24
C17
C16
0.5
GY/G
1.0
R/Y
1.5
Y
1.5
W
1.5
Y/BK
1.5
Y
1.5
W/BK
1.5
W
T1n
69
1.5
W/BK
LUG
COMPRMT
LT
HDLT
DIMR
FLSHR
SW
30
56
56a
56b
0.5
BR
LIC
PLT
LT
LUGGAGE
COMPARTMENT
LITE SWITCH
112
HDLT, L
HDLT, R
HI-BM
HDLT,
L
HIGH-BEAM
HEADLITE,
RIGHT
1.5
BR
108
82
WIRING
COLOR CODE
BK — BLACK
BR — BROWN
CL — CLEAR
R — RED
Y — YELLOW
G — GREEN
LT. G — LIGHT GREEN
BL — BLUE
V — VIOLET
GY — GRAY
W — WHITE
OR — ORANGE
83
84
85
86
87
88
89
90
91
92
93
97-2615

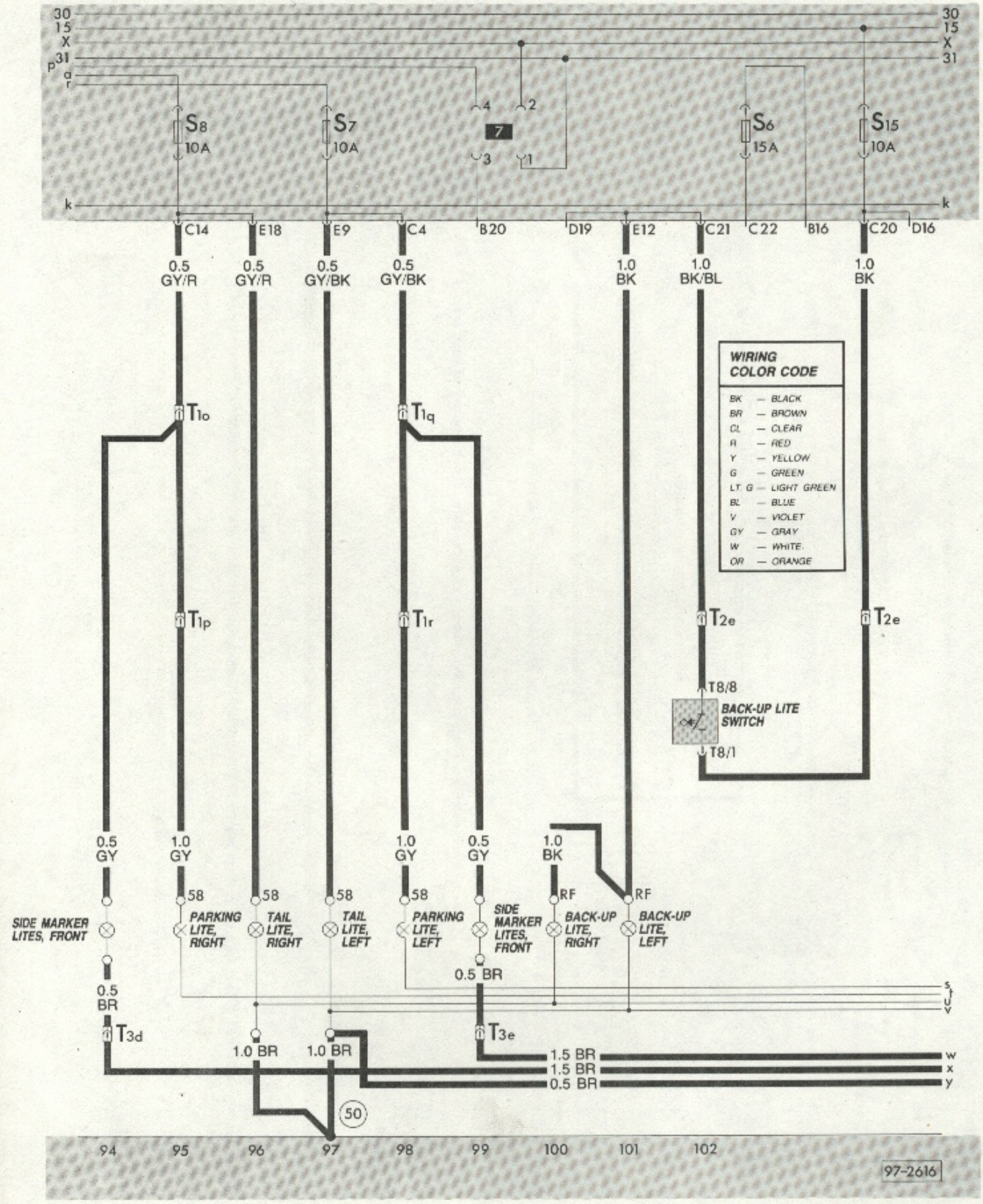
30
15
X
31
p
a
r
k
S8
10A
S7
10A
7
S6
15A
S15
10A
C14
E18
E9
C4
B20
D19
E12
C21
C22
B16
C20
D16
0.5 GY/R
0.5 GY/R
0.5 GY/BK
0.5 GY/BK
1.0 BK
1.0 BK/BL
1.0 BK
WIRING COLOR CODE
BK — BLACK
BR — BROWN
CL — CLEAR
R — RED
Y — YELLOW
G — GREEN
LT. G — LIGHT GREEN
BL — BLUE
V — VIOLET
GY — GRAY
W — WHITE
OR — ORANGE
T1o
T1q
T1p
T1r
T2e
T2e
T8/8
BACK-UP LITE SWITCH
T8/1
0.5 GY
1.0 GY
1.0 GY
0.5 GY
1.0 BK
58
58
58
58
RF
RF
SIDE MARKER LITES, FRONT
PARKING LITE, RIGHT
TAIL LITE, RIGHT
TAIL LITE, LEFT
PARKING LITE, LEFT
SIDE MARKER LITES, FRONT
BACK-UP LITE, RIGHT
BACK-UP LITE, LEFT
0.5 BR
0.5 BR
s
t
u
v
T3d
T3e
1.0 BR
1.0 BR
1.5 BR
1.5 BR
0.5 BR
w
x
y
50
94
95
96
97
98
99
100
101
102
97-2616

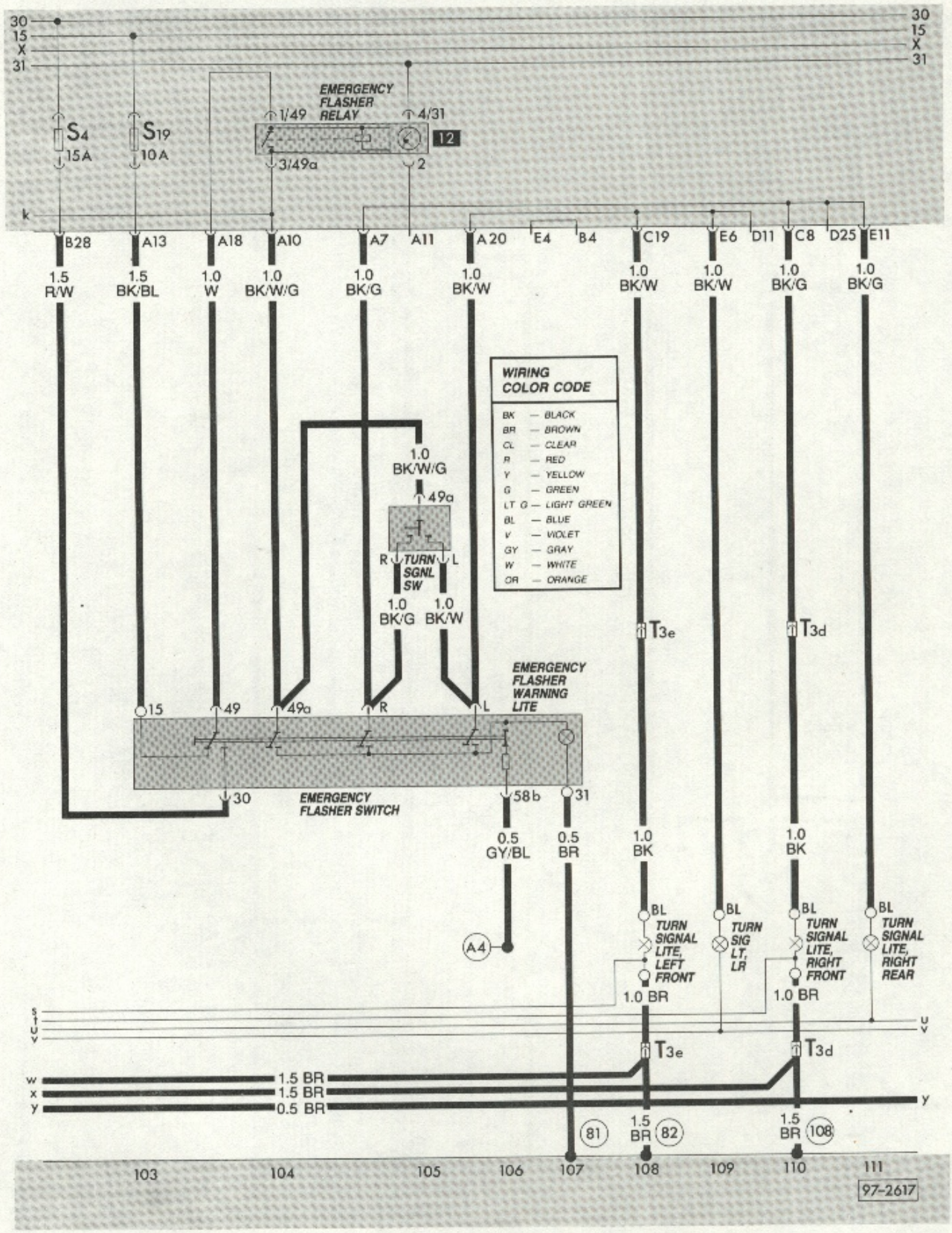
30
15
X
31
EMERGENCY FLASHER RELAY
1/49
4/31
12
3/49a
2
S4
15A
S19
10A
k
B28
A13
A18
A10
A7
A11
A20
E4
B4
C19
E6
D11
C8
D25
E11
1.5 R/W
1.5 BK/BL
1.0 W
1.0 BK/W/G
1.0 BK/G
1.0 BK/W
1.0 BK/W
1.0 BK/W
1.0 BK/G
1.0 BK/G
WIRING COLOR CODE
BK — BLACK
BR — BROWN
CL — CLEAR
R — RED
Y — YELLOW
G — GREEN
LT G — LIGHT GREEN
BL — BLUE
V — VIOLET
GY — GRAY
W — WHITE
OR — ORANGE
1.0 BK/W/G
49a
R
TURN SGNL SW
L
1.0 BK/G
1.0 BK/W
T3e
T3d
EMERGENCY FLASHER WARNING LITE
15
49
49a
R
L
30
EMERGENCY FLASHER SWITCH
58b
31
0.5 GY/BL
0.5 BR
1.0 BK
1.0 BK
A4
BL
TURN SIGNAL LITE, LEFT FRONT
BL
TURN SIG LT, LR
BL
TURN SIGNAL LITE, RIGHT FRONT
BL
TURN SIGNAL LITE, RIGHT REAR
1.0 BR
1.0 BR
s
t
u
v
T3e
T3d
w
x
y
1.5 BR
1.5 BR
0.5 BR
81
1.5 BR
82
1.5 BR
108
103
104
105
106
107
108
109
110
111
97-2617

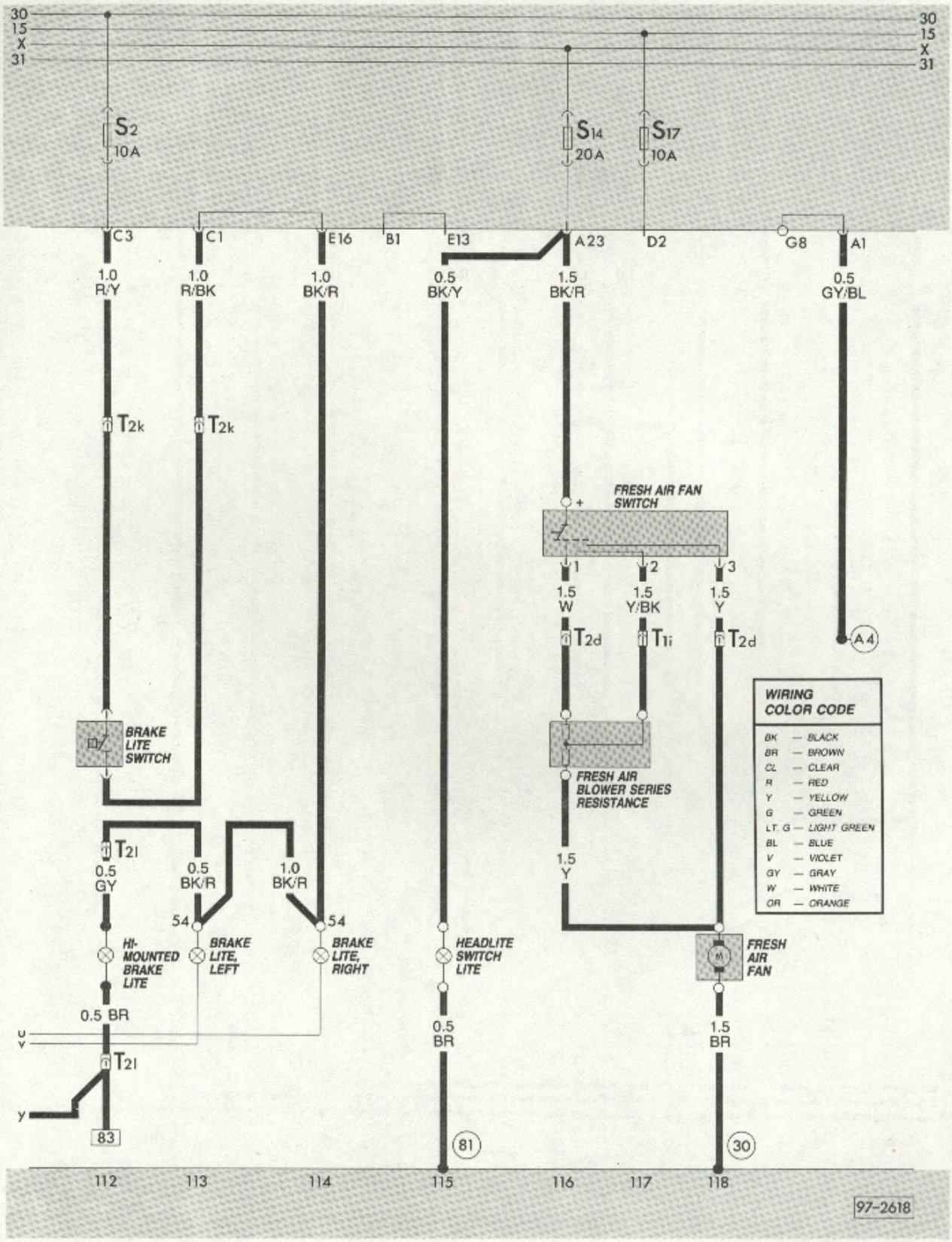
30
15
X
31
S2
10A
S14
20A
S17
10A
C3
C1
E16
B1
E13
A23
D2
G8
A1
1.0
R/Y
1.0
R/BK
1.0
BK/R
0.5
BK/Y
1.5
BK/R
0.5
GY/BL
T2k
T2k
FRESH AIR FAN SWITCH
1
2
3
1.5
W
1.5
Y/BK
1.5
Y
T2d
T1i
T2d
A4
BRAKE LITE SWITCH
FRESH AIR BLOWER SERIES RESISTANCE
WIRING COLOR CODE
BK — BLACK
BR — BROWN
CL — CLEAR
R — RED
Y — YELLOW
G — GREEN
LT. G — LIGHT GREEN
BL — BLUE
V — VIOLET
GY — GRAY
W — WHITE
OR — ORANGE
T2l
0.5
GY
0.5
BK/R
1.0
BK/R
1.5
Y
54
54
HI-MOUNTED BRAKE LITE
BRAKE LITE, LEFT
BRAKE LITE, RIGHT
HEADLITE SWITCH LITE
FRESH AIR FAN
0.5 BR
0.5
BR
1.5
BR
T2l
83
81
30
112
113
114
115
116
117
118
97-2618

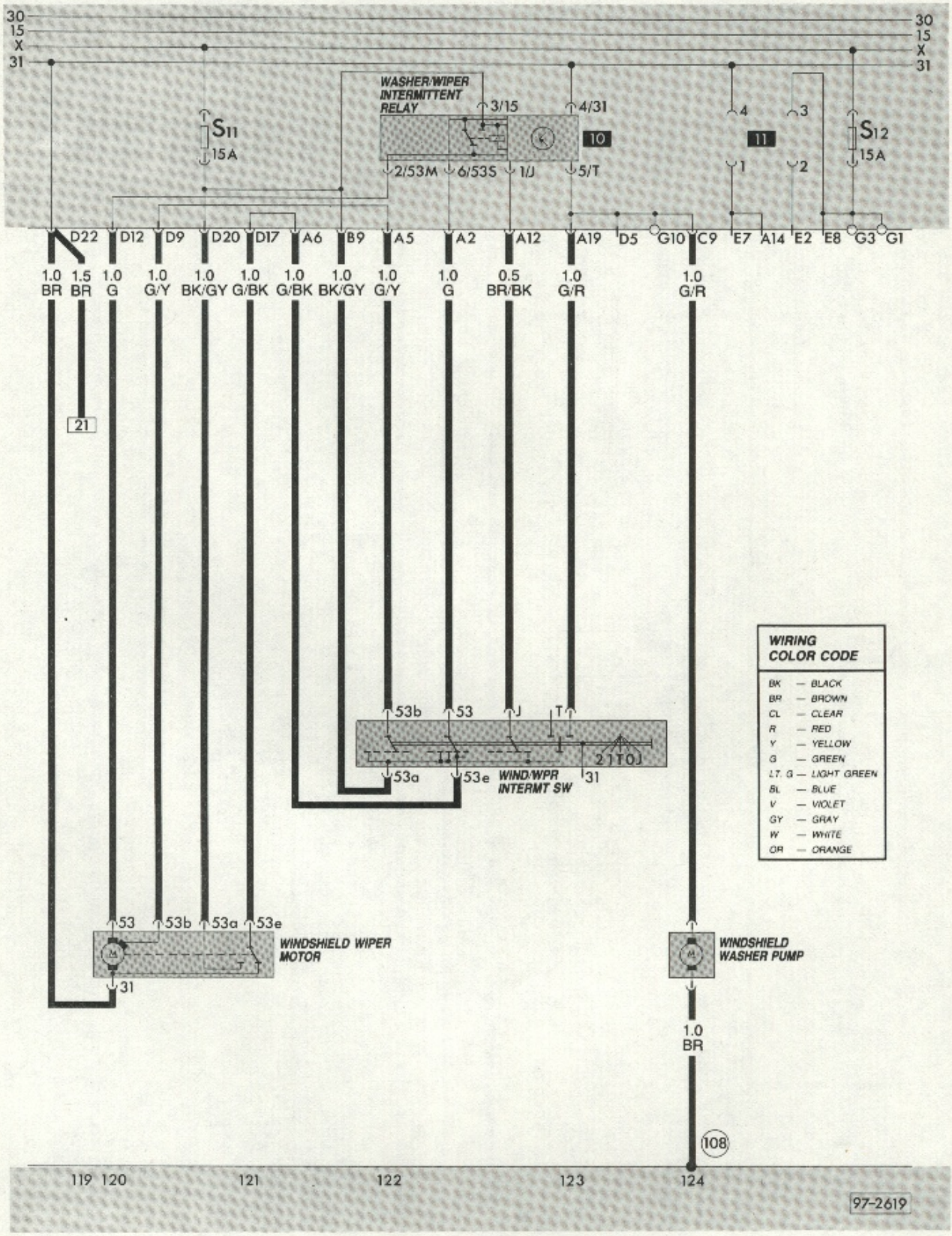
30
15
X
31
WASHER/WIPER INTERMITTENT RELAY
3/15
4/31
S11
15A
10
11
S12
15A
2/53M
6/53S
1/J
5/T
D22
D12
D9
D20
D17
A6
B9
A5
A2
A12
A19
D5
G10
C9
E7
A14
E2
E8
G3
G1
1.0 BR
1.5 BR
1.0 G
1.0 G/Y
1.0 BK/GY
1.0 G/BK
1.0 G/BK
1.0 BK/GY
1.0 G/Y
1.0 G
0.5 BR/BK
1.0 G/R
1.0 G/R
21
53b
53
J
T
53a
53e
WIND/WPR INTERMT SW
21TOJ
WIRING COLOR CODE
BK — BLACK
BR — BROWN
CL — CLEAR
R — RED
Y — YELLOW
G — GREEN
LT. G — LIGHT GREEN
BL — BLUE
V — VIOLET
GY — GRAY
W — WHITE
OR — ORANGE
WINDSHIELD WIPER MOTOR
WINDSHIELD WASHER PUMP
1.0 BR
108
119
120
121
122
123
124
97-2619

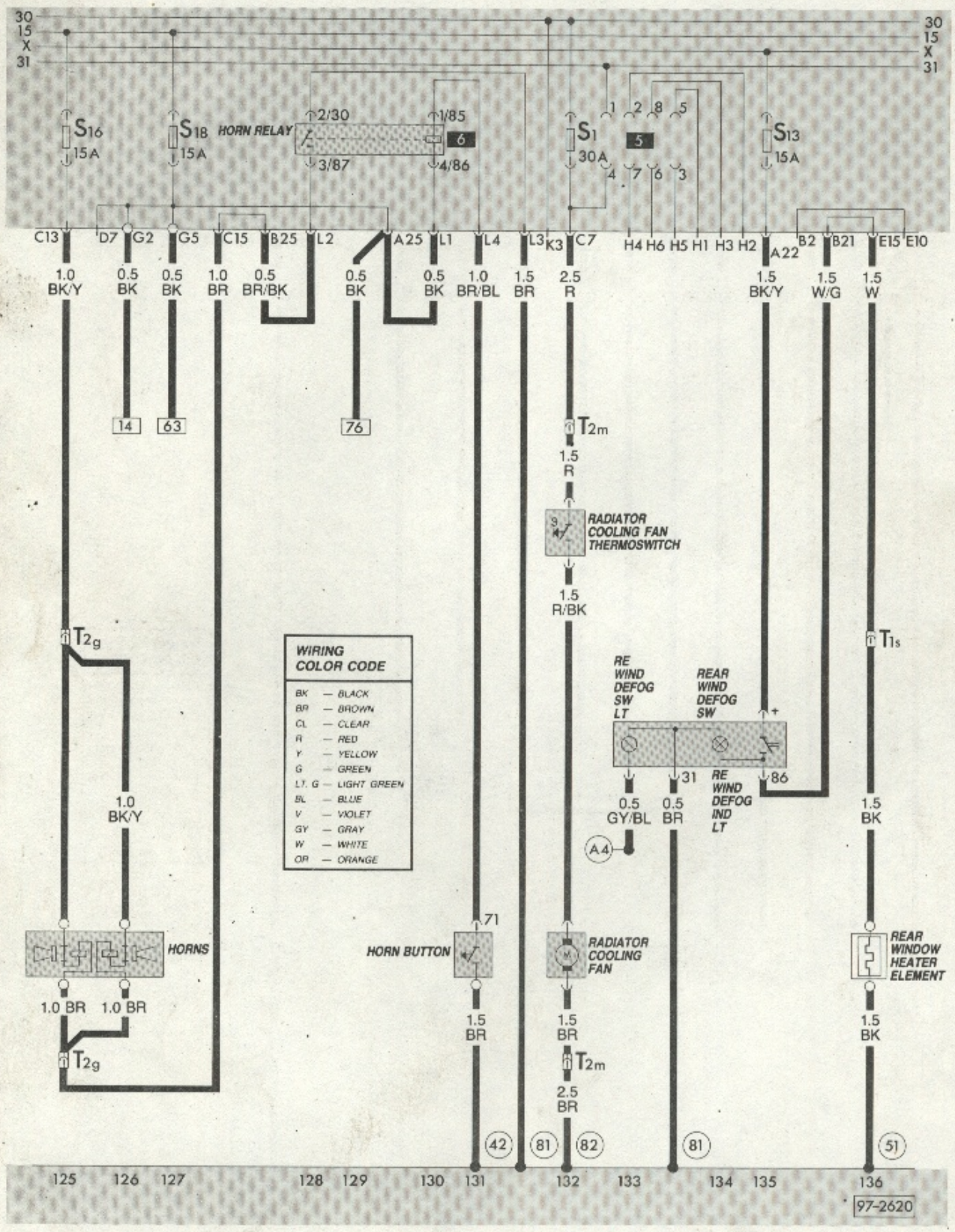
30
15
X
31
S16
15A
S18
15A
HORN RELAY
2/30
1/85
6
3/87
4/86
S1
30A
5
S13
15A
C13
D7
G2
G5
C15
B25
L2
A25
L1
L4
L3
K3
C7
H4
H6
H5
H1
H3
H2
A22
B2
B21
E15
E10
1.0 BK/Y
0.5 BK
0.5 BK
1.0 BR
0.5 BR/BK
0.5 BK
0.5 BK
1.0 BR/BL
1.5 BR
2.5 R
1.5 BK/Y
1.5 W/G
1.5 W
14
63
76
T2m
1.5 R
RADIATOR COOLING FAN THERMOSWITCH
1.5 R/BK
T2g
T1s
WIRING COLOR CODE
BK — BLACK
BR — BROWN
CL — CLEAR
R — RED
Y — YELLOW
G — GREEN
LT. G — LIGHT GREEN
BL — BLUE
V — VIOLET
GY — GRAY
W — WHITE
OR — ORANGE
RE WIND DEFOG SW LT
REAR WIND DEFOG SW
RE WIND DEFOG IND LT
31
86
0.5 GY/BL
0.5 BR
A4
1.5 BK
1.0 BK/Y
HORNS
1.0 BR
1.0 BR
T2g
71
HORN BUTTON
1.5 BR
RADIATOR COOLING FAN
1.5 BR
T2m
2.5 BR
REAR WINDOW HEATER ELEMENT
1.5 BK
42
81
82
81
51
125
126
127
128
129
130
131
132
133
134
135
136
97-2620